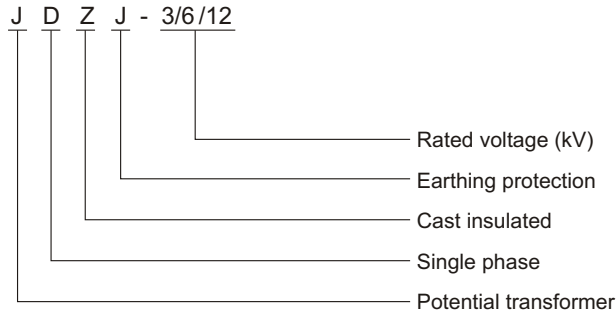


JDZJ-3/6/12(Q) Voltage Transformer

Summary

JDZJ potential transformer is of single-phase and double windings cast with epoxy resin. It is designed for use of measurement energy and relay protection in electronic system. It has JDZJ-3(Q), JDZJ-6(Q), JDZJ-12(Q) three types.

Model



Ambient condition

1. Altitude: $\leq 1000\text{m}$;
2. Ambient temperature: -5°C to $+40^{\circ}\text{C}$;
3. Relative humidity: less than 85%, at 20°C ;
4. This product has passed the direct vibration test with the intensity of 0.4g three sine waves.
5. This product can be used his condition of pollution.

Structure feature

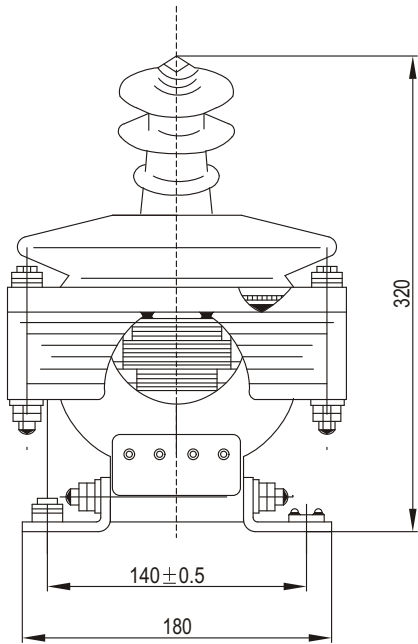
The current transformer is of insulated epoxy resin cast structure with piled ring core wound with primary and secondary windings in a same core.

The secondary lead is out through the four bolts on the cast base. The primary lead is out through the two high-tension terminals to be A.X.

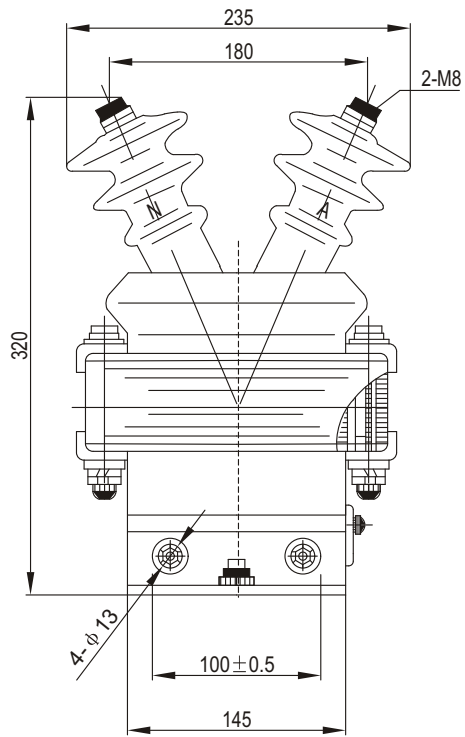
Technical specification

Type	JDZJ-3(Q)	JDZJ-6(Q)	JDZJ-12(Q)
Rated voltage ratio(V)	$3000/\sqrt{3}/100/\sqrt{3}/100/3$	$6000/\sqrt{3}/100/\sqrt{3}/100/3$	$11000/\sqrt{3}/110/\sqrt{3}/110/3$
Frequency(Hz)	50	50	50
Rated output(VA)			
for accuracy class 0.2	30	20	20
for accuracy class 0.5	50	50	50
for accuracy class 1	80	80	80
for accuracy class 2		200	200
Max. Output(VA)	200	400	400
Insulation level(kV)	3.6/23/40	7.2/32/60	12.5/42/75

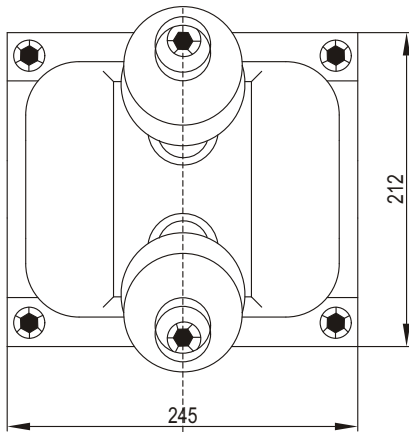
Outline dimension



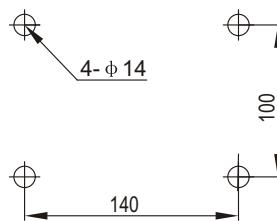
Front View



Side View



Vertical view



Installation dimension